

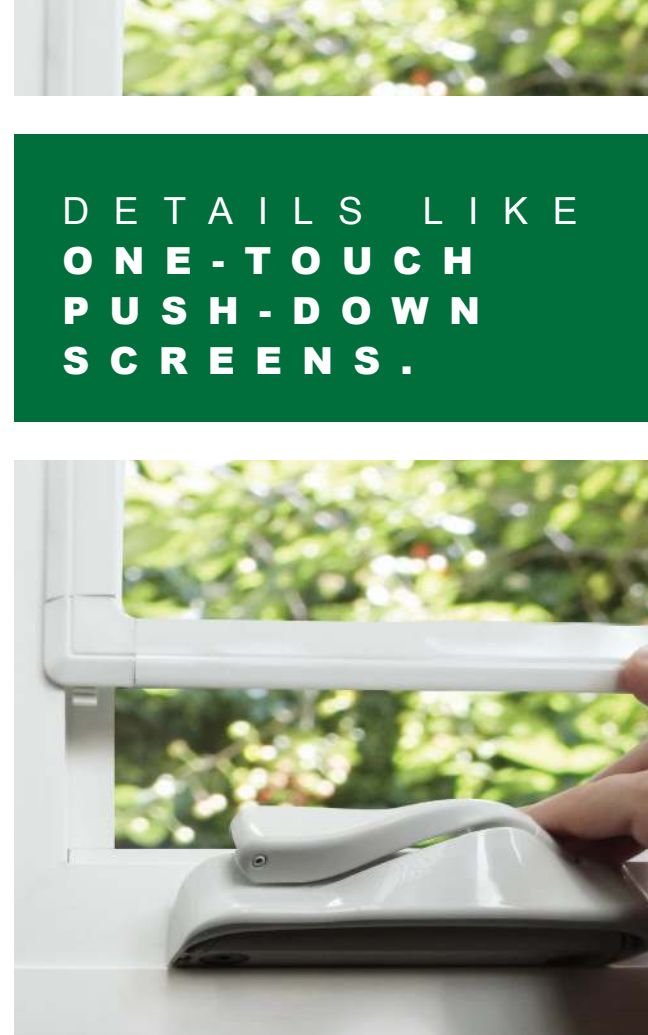
**vinylbilt®**  
W I N D O W S   &   D O O R S



**B I L T B E T T E R**  
V I N Y L   W I N D O W   C O L L E C T I O N S



MORE  
OPTIONS  
THAN  
ANYONE.



DETAILS LIKE  
ONE-TOUCH  
PUSH-DOWN  
SCREENS.



INFINITE  
COLOUR  
CHOICE.





REINFORCED  
FOR LARGE,  
GORGEOUS WINDOWS.


LARGEST  
CHOICE OF  
ENERGY-  
EFFICIENT  
GLASS  
IN THE  
INDUSTRY.



B I L T B E T T E R



40-YEARS OF KNOW-HOW



ONE-ON-ONE SERVICE



UPGRADED FEATURES + OPTIONS

## BILT FOR YOU.

Vinylbilt windows are available **exclusively** through a network of certified, factory-trained Vinylbilt dealers who will help you select the window that's best for you.

**40** vinylbilt  
BILT BETTER years!



At Vinylbilt, it's our attention to detail that makes the difference in the performance of our windows. Technologically advanced components you may not see are designed to ensure complete reliability for years to come. In fact, it's our passion for perfection and a commitment to zero defects that enables us to offer a **Lifetime Warranty** on every window and door we provide to you.

**B I L T B E T T E R**  
**F O R L I F E .**

**vinylbilt®**  
W I N D O W S & D O O R S  
**B I L T B E T T E R**



## **B I L T** to take everyday wear and tear.

### **1 Lead-free vinyl**

Our advanced multi-chamber vinyl frame has strength built into the design. Made from virgin vinyl, our PVC is designed to last a lifetime. 100% lead-free poses no health hazards.

### **2 Fusion welded sash and frame**

Each sash and frame is precision-mitered, and fusion welded using heat and pressure. This method ensures a permanent bond and a square window.

### **3 Sash Keeper**

Designed to keep the sash aligned with the frame for perfect operation every time.

### **4 Engineered reinforcement**

Engineered heavy-duty steel reinforcement is inserted between large mullied units. This reinforcement increases the window's strength and wind-load resistance.

### **5 Fly-maze**

Our proprietary fly-maze design incorporates a sponge-like material into our multi-chamber vinyl frame to prevent insects from getting in.

### **6 Drainage flaps**

Unlike other companies that punch holes for drainage, we utilize flaps that only open when water is required to drain.





## B I L T B E T T E R F O R D U R A B I L I T Y .

7

We hear it from our customers all the time, Vinylbilt windows simply last and last. Why? Because we use top-quality materials and insist on detailed workmanship, which we back with a Zero-Defect commitment and Lifetime Warranty.



**Lifetime Warranty** on Vinyl Frame and Sash

**Lifetime Warranty** on Insulating Glass

**Lifetime Warranty** on Hardware

**15-Year Warranty** on Solar Bond™ Paint

**No Charge** Warranty Transfers

**Non-Prorated.**



## B I L T B E T T E R F O R E N E R G Y S A V I N G S .

8

In the winter, our windows bring in heat energy during the day, while reducing heat loss at night. In the summer, the same technology prevents hot, humid air from entering your home.

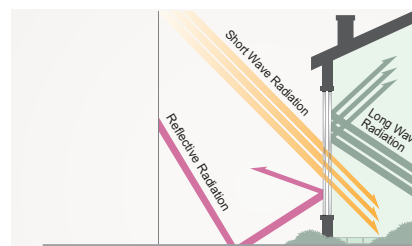
**The result: reduced air conditioning costs when it's warm, and lower heating bills when it's cold.**

- **Multi-chamber Design**
- **Triple Weather Seals**
- **Super Spacer® Warm Edge Technology**
- **Argon Gas**
- **LoE Glass Coatings**  
including LoE 1, LoE 2, LoE 3



### Super Spacer® Warm Edge Technology

To keep window condensation moisture off the glass, windows need to have the warmest possible temperature at the edges of the glass. Super Spacer effectively blocks the heat escape path for energy efficiency while eliminating condensation, which can lead to harmful mold growth around your windows.



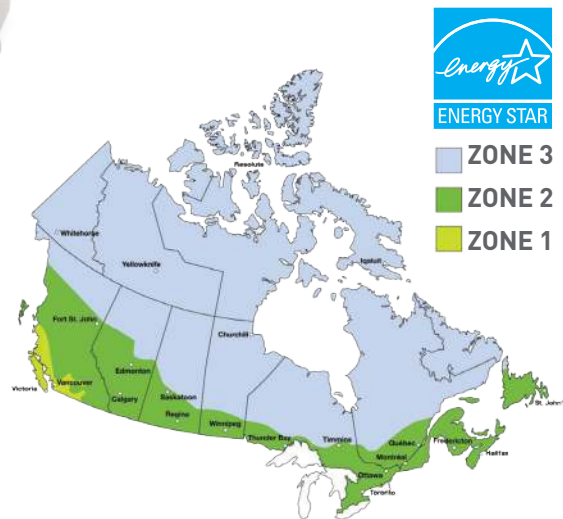
### LoE Glass Coatings

LoE glass retains the long wave radiation that emits from your heating system while it reflects some of the sun's radiant heat.



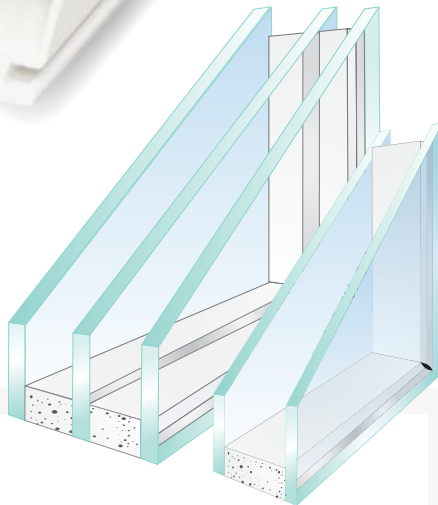


## B I L T to exceed 2015 standards.



### EnergyStar® Qualified

Vinylbilt windows are EnergyStar® qualified for all 3 zones in Canada. Products qualify for EnergyStar® based on the Energy Rating. EnergyStar® qualified windows and doors will reduce your home energy costs up to 12 percent. Vinylbilt windows have been recognized as some of the most efficient.



### Dual Pane vs. Triple Pane

Glass is the main element in your windows and should be carefully considered when purchasing windows. Dual pane is made of 2 single panes separated by a spacer providing comfort. Triple pane adds a secondary insulating chamber by using a third glass pane for added insulation and comfort.

### CSA Certified & NAFS Tested

CSA is an accredited corporation that verifies testing and develops product standards for all of North America. For windows and doors, CSA certifies for air-tightness, water penetration and wind resistance. In 2014, a new standard was adopted within the Canadian Building Code, called the North American Fenestration Standard (NAFS). Vinylbilt is one of the first companies in North America to certify its complete product line.





## B I L T B E T T E R F O R C O M F O R T .

Vinylbilt LoE options boost the insulating value of your windows by up to 40% and include standard SimplyClean. **You can select the LoE that's right for you.**

LOE<sub>1</sub>

**1 Single LoE Coating + SimplyClean\***

- Ideal for passive solar heat gain
- R-Value of 3.85 for the centre of glass
- Available in single or double strength

LOE<sub>2</sub>

**2 Double LoE Coating + SimplyClean\***

- Balanced comfort and energy savings
- R-Value of 4.0 for the centre of glass
- Blocks 84% of damaging UV rays

LOE<sub>3</sub>

**3 Triple LoE Coating + SimplyClean\***

- Superior performing LoE option
- R-Value of 4.17 for the centre of glass
- Retains 95% of damaging UV rays

HPÉ

**4 High-Performance + SimplyClean\***

- Highest performing LoE option
- R-Value of 7.87 for the centre of glass
- 4 LoE Coatings, Available in triple pane

### BILT-BETTER LoE

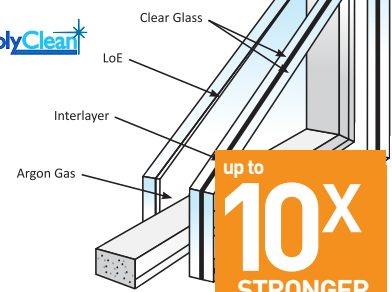
**Sound, Security, Performance • SSP®**

**1 Sound Reduction**

**2 Security**

**3 Performance**

SimplyClean\*



up to  
**10X**  
STRONGER





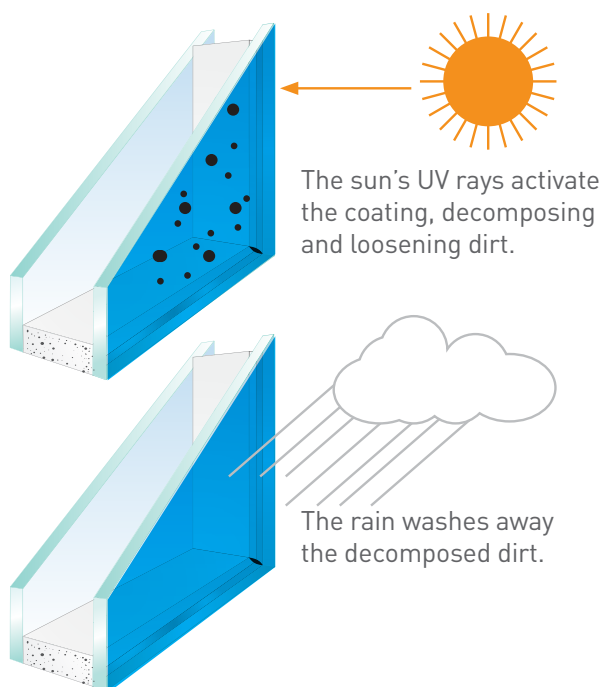
## B I L T

with the exact level  
of comfort you want.

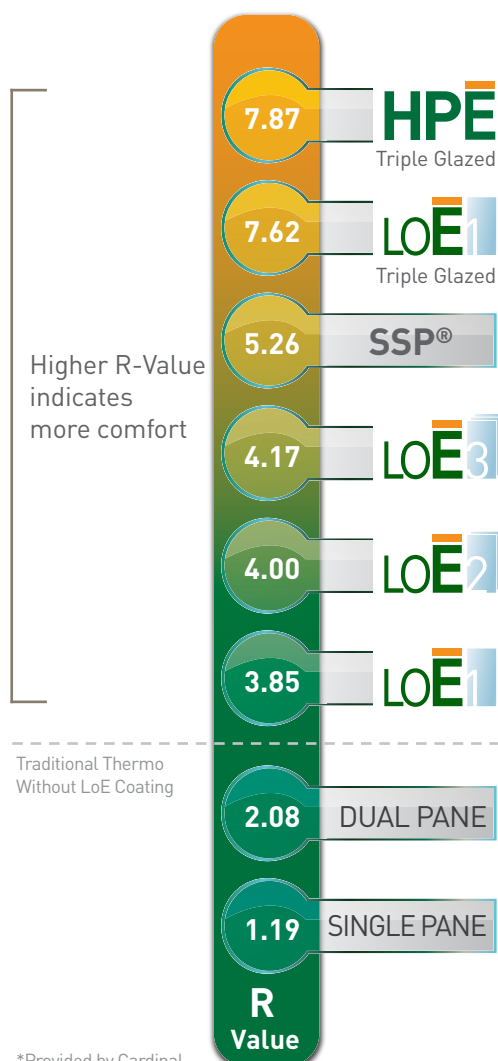
## SimplyClean\*

### Cleaner windows, no effort required.

With the SimplyClean coating, the sun will help to keep your windows clean. As the sun's rays contact the window, the SimplyClean coating is activated, helping break down accumulated dust and dirt. The rain then washes away the residue left behind, meaning you won't have to clean the glass as often.



### CENTRE OF GLASS PERFORMANCE BY R-VALUE



\*Provided by Cardinal

# B I L T B E T T E R O P T I O N S .



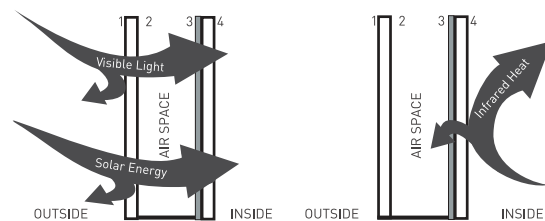
## Advantage LoE

Ideal for homeowners looking to maximize the Energy Rating of their windows and utilize Passive Solar technology. This LoE option allows solar energy to pass through the glass and enter the home.

**MAXIMIZES SOLAR HEAT GAIN**

**CAPTURES PASSIVE SOLAR ENERGY**

**GOOD INSULATION VALUES**



Advantage LoE allows direct solar heat gain to pass through the glazing and prevents heat loss.


The LoE coating directs infrared heat created inside the house, either from absorbed sunshine or heating source, back inside.

**BILT BETTER OPTION**



## Antartik System®

Available on all Vinylbilt windows, the Antartik System® moves the window closer to the warm side of the opening. Helps reduce condensation build-up on the glass.



## ETI Insulation®

Engineered Thermal Insulation uses engineered rigid insulation bars with dead air space to maximize thermal insulation by reducing heat and cold transfer through the window frame.

### BENEFITS

- 1 Maximizes insulation using otherwise unused cavities
- 2 Environmentally friendly
- 3 Reduces annual energy costs
- 4 Improves the window's Energy Rating by 3 ER points



WINDOW TYPE	SHGC	U-VALUE	R-VALUE	ENERGY RATING
	LOWER = BETTER	LOWER = BETTER	HIGHER = BETTER	HIGHER = BETTER
Platinum Series Casement with LoE1, without ETI® Insulation	0.41	0.27	3.70	29 • GOOD
Platinum Series Casement with LoE1, with ETI® Insulation	0.41	0.26	3.85	31 • BETTER
Platinum Series Casement with Advantage LoE, with ETI® Insulation	0.48	0.28	3.50	32 • BEST

\*Shown in Imperial values, data from Can-Best Lab, 10/14. Comparison includes dual pane thermal unit with Argon gas.

**B I L T** with your heating bills in mind.







## P L A T I N U M S E R I E S

The Platinum series has helped build Vinylbilt's reputation for quality with hundreds of thousands of windows installed over the past 40 years. With a 3 1/4" PVC frame and standard features like heavy-duty hardware, our Platinum series is simply "Bilt Better."

**Complete range of products**

**Bilt-better construction**

PLATINUM  
SERIES

# B I L T B E T T E R C A S E M E N T S.

PLATINUM  
SERIES



## **Also available in Awning Windows.**

Platinum Awning Windows are hinged at the top and open out from bottom with scissor hardware for easy operation and maximum ventilation.

Shown with Flat Grills in a Colonial configuration



**B I L T** for performance and modern design.



## P L A T I N U M C A S E M E N T

### Advanced Features:

- Multi-point locking hardware
- Heavy-duty handle
- Overlapping screen frame
- Sash keepers
- Concealed internal drainage system
- Opens to 90 degrees for easy-cleaning

#### **1 Multi-point Locking Hardware**

Placed in easy to reach locations on the window, opens to a full 180 degrees for no obstruction.

#### **2 Heavy-Duty Handle**

The premium fold-down handle tucks away for maximum space on the inside, and less interference with blinds

#### **3 Full Screen with Overlapping Frame**

Keeps bugs and debris outside and eliminates light gaps. Easily removable for cleaning.

17



Tested For: AAMA/WDMA/CSA101/I.S.2/A440-08 & CSA A440SI-09

Zones 123	ER 29	Air A3	Water B7	Wind C5	NAFS-08 CLASS LC-PG70-C 915x1830 MM
--------------	----------	-----------	-------------	------------	--

\*Refers to CSA Certified Platinum Series Ratings. Maximum tested size is 36"x72". See [www.vinylbilt.com](http://www.vinylbilt.com) for more details.

# B I L T B E T T E R C A S E M E N T S.

PLATINUM  
SERIES



## **Also available in Fixed configurations.**

Like all Casement windows, the Camber Casement is available in an in-operable, fixed configuration.

**B I L T** for a touch of unique, personal style.



## P L A T I N U M C A M B E R C A S E M E N T

### Advanced Features:

- Multi-point locking hardware
- Heavy-duty handle
- Triple weather seals
- Overlapping screen frame
- Single-arm hardware
- Opens to 90 degrees for easy-cleaning

#### **1 Triple Weather seals**

Designed with oversize weather seals for improved performance that are built directly into the frame and sash to eliminate air transfer.

#### **2 Single-arm Hardware**

This durable hardware system ensures years of smooth operation and trouble-free use.

#### **3 Unique Hinging**

Opens to a full 90 degrees for easy cleaning.



Tested For: AAMA/WDMA/CSA101/I.S.2/A440-08 & CSA A440SI-09

Zones 123	ER 34	Air A3	Water B7	Wind C5	NAFS-08 CLASS LC-PG70-C 915x1830 MM
--------------	----------	-----------	-------------	------------	--

\*Refers to CSA Certified Platinum Series Ratings. Maximum tested size is 36"x72". See [www.vinylbilt.com](http://www.vinylbilt.com) for more details.



# B I L T B E T T E R D O U B L E H U N G S.

PLATINUM  
SERIES



## Also available in Single Hung

Offering the same features as a Double Hung; Single Hung's have a fixed upper sash and vertically sliding lower sash that tilts inward for easy cleaning.

**B I L T** for efficiency and timeless elegance.



## P L A T I N U M D O U B L E - H U N G

### Advanced Features:

- Heavy-duty cam lock & keeper
- Constant force balancers
- Finger latches
- Dual interlocking rails
- Fly-maze
- Night latches
- Drainage flaps
- Overlapping screen frame

#### 1 Heavy-duty Cam Lock and Keeper

Designed to include standard heavy-duty cam locks for security. The locks also pull the sashes together for an airtight fit.

#### 2 Constant Force Balancers

The constant-force balance system moves the sashes up and down quietly and smoothly.

#### 3 Dual Interlocking Rails

Standard on all Slider and Hung Windows, sashes overlap at the interlocking rail with triple seals to form an airtight fit.

21



Tested For: AAMA/WDMA/CSA101/I.S.2/A440-08 & CSA A440SI-09

Zones 12	ER 30	Air A3	Water B7	Wind C3	NAFS-08 CLASS R-PG40 1015x1830 MM
-------------	----------	-----------	-------------	------------	--------------------------------------

\*Refers to CSA Certified Platinum Series Ratings. Maximum tested size is 40"x72". See [www.vinylbilt.com](http://www.vinylbilt.com) for more details.

# B I L T B E T T E R D O U B L E S L I D E R S.

PLATINUM  
SERIES




## Also available in Single Sliders

With the same features as the Platinum Double-Sliders, the Platinum Single Tilt and Lift-Out Sliders feature a stationary sash and second operating sash.

Shown with 5/8" Pewter Grills in a custom configuration



**B I L T** for value and low maintenance.



## D O U B L E T I L T   S L I D E R

### Advanced Features:

- Double sashes that tilt-in for easy cleaning
- Heavy-duty cam lock & keeper
- Finger latches
- Dual interlocking rails
- Fly-maze
- Drainage flaps
- Overlapping screen frame
- Night latches



## D O U B L E L I F T - O U T   S L I D E R

### Advanced Features:

- Double sashes that lift-out for cleaning
- Heavy-duty brass rollers
- Heavy-duty cam lock & keeper
- Dual interlocking rails
- Fly-maze
- Drainage flaps
- Overlapping screen frame

#### 1 Fly-maze

This innovative sponge-like material is inserted into the frame to prevent insects from getting in.

#### 2 Full Pull Rail

Integrated vinyl pull rail for easy operation.

#### 3 Optional self-closing locks available

Automatically locks the sashes when window is closed.



Tested For: AAMA/WDMA/CSA101/I.S.2/A440-08 & CSA A440SI-09

Zones	ER	Air	Water	Wind	NAFS-08
12	29	A2	B2	C3	CLASS R-PG20 1600x1120 MM

\*Refers to CSA Certified Platinum Series Ratings. Maximum tested size is 63"x44". See [www.vinylbilt.com](http://www.vinylbilt.com) for more details.

# B I L T B E T T E R B A Y & B O W

PLATINUM  
SERIES

24



## **Also available as a Bow Window**

Bow Windows consist of four or more windows joined together with a gradual curve.

Can include an optional head and seat.

**B I L T** to enhance your home's beauty.



## PLATINUM BAY

### Advanced Features:

- Used with a variety of window combinations
- Variety of exterior brickmold options
- Variety of interior wood finishes
- Optional insulated dead and seat

#### **1** Foam Filled Couplers for Added Insulation

This standard feature improves the Energy Rating and reduces air leakage.

#### **2** Factory Finished Interior, Fully Assembled

Our Bay/Bow Windows are ready to install, allowing for a more structurally sound and secure window. The fully finished interior covers any gaps, providing a completely finished look.

#### **3** Available in standard or custom angles.

Bay 30 and 45 degree and Bow windows 10 and 15 degree.

25



Tested For: AAMA/WDMA/CSA101/I.S.2/A440-08 & CSA A440SI-09

Zones 123	ER 29	Air A3	Water B7	Wind C5	NAFS-08 CLASS LC-PG70-C 915x1830 MM
--------------	----------	-----------	-------------	------------	--

\*Refers to CSA Certified Platinum Series Ratings. Maximum tested size is 36"x72". See [www.vinylbilt.com](http://www.vinylbilt.com) for more details.



**B I L T B E T T E R**  
**A R C H I T E C T U R A L**

PLATINUM  
SERIES



26



**B I L T** for impeccable architectural detail.



## C U S T O M S H A P E S

### Advanced Features:

- Sash-frame construction
- Box-frame construction
- Available in straight or curved configurations
- Available with matching curved brickmold, jamb extensions, grills and casing

#### 1 Sash-frame construction

Our method of construction allows for curved windows to be either fixed or operating.

#### 2 Box-frame construction

Create large, expansive walls of glass using box-frame construction which joins individual windows together.

#### 3 Matching accessories available

Available with matching curved brickmold, jamb extensions, grills and casing.

27



Tested For: AAMA/WDMA/CSA101/I.S.2/A440-08 & CSA A440SI-09

Zones 123	ER 37	Air Fixed	Water B7	Wind C5	NAFS-08 CLASS LC-PG70 1780x1780 MM
--------------	----------	--------------	-------------	------------	---------------------------------------

\*Refers to CSA Certified Platinum Series Ratings. Maximum tested size is 70"x70". See [www.vinylbilt.com](http://www.vinylbilt.com) for more details.

STOUFFVILLE, ONTARIO





Standard  
Triple Pane  
1 3/8" Overall Glass  
Thickness



## D I A M O N D S E R I E S

When higher performance values are required, the Diamond Series delivers with **standard** Triple Pane 1 3/8" overall glass thickness. Diamond Series offers a complete line up of Casement, Awning, Fixed and Picture windows with the same great quality and features as our Platinum series with improved energy-efficiency.

### Standard Triple Pane

1 3/8" Overall Glass Thickness

DIAMOND  
SERIES



**Also available in Awning Windows.**

Diamond Series Triple Pane is also available in Awning, Hi- and Lo-Fix configurations.

**B I L T ( E V E N )**  
**B E T T E R**

**DIAMOND**  
SERIES



## DIAMOND CASEMENT

### Advanced Features:

- Triple glazed standard
- 1 3/8" overall glass thickness
- 1/2" air chambers that can be filled with argon gas
- New multi-point hardware design
- 3 1/4" precision mitered, fusion welded frame
- Overlap screen frame
- Opens to 90 degrees for easy-cleaning

#### 1 Triple Glazed Standard

1 3/8" overall glass thickness provides the best performance combined with energy-efficiency.

#### 2 Multi-Point Locking System

Placed in easy to reach locations on the window, opens to a full 180 degrees for no obstruction.

#### 3 Fusion welded sash and frame

Frame is precision-mitered, and then fusion welded using heat and pressure. This ensures a virtually inseparable bond and a square window.

31



Tested For: AAMA/WDMA/CSA101/I.S.2/A440-08 & CSA A440SI-09

Zones 123	ER 29	Air A3	Water B7	Wind C5	<b>NAFS-08</b> CLASS LC-PG70 914x1824 MM
--------------	----------	-----------	-------------	------------	---

\*Refers to CSA Certified Platinum Series Ratings. Maximum tested size is 36"x72". See [www.vinylbilt.com](http://www.vinylbilt.com) for more details.

**Awning CLASS LC-PG55 1218x1220 MM**  
Maximum tested size is 48" x48"



KITCHENER, ONTARIO

## B I L T B E T T E R F O R D E S I G N .

32

### HARDWARE FINISH

**Coloured** Paint Finish



Coppertone

Faux Oil Rubbed Bronze

**Designer** Metal Finish



Oil Rubbed Bronze

Antique Chrome

Satin Nickel

### SPECIALTY GLASS

Available in double and triple glazed,  
also available in Grey, Bronze  
and Security options.



Pinhead

Silvet

Glue Chip

Sycamore



Shown with 1" SDL

Shown with 5/8" Georgian Grills

## GRILLS

Adapt any window to your design style with an extensive array of interior and exterior mounted grills.

## SOLAR BOND™ PAINT

We offer 13 standard colours or custom colour match any colour. All standard paint coatings are covered by a 15-Year Solar-Bond™ exterior colour warranty.


## DESIGNER INTERIORS

Our laminated interior finishes are available in both Natural and Cherry Oak finishes. Factory applied, our interior laminates carry a lifetime warranty against delaminating.




Cherry Oak

Natural Oak



Cashmere




Cream



Sandstone



Hickory



Sandalwood



Forest Green



Pebble



Dover Grey



Grey



Sable



High-Gloss Brown



Commercial Brown



Black



Custom Colour

Colours shown may not be exact and should be used for planning purposes only.

**B I L T** to perfectly suit your home.

## JAMB EXTENSIONS

**Wood Jamb Extensions:** Available in a range of sizes and types such as Primed Wood, Select Pine, Poplar, Oak and PVC Wrapped Wood.

**Vinyl Jamb Extensions:** Available in four different sizes, our interior PVC Jamb Extensions are maintenance-free and will last a lifetime.



## CASING

Add the finishing touch with custom interior casings made to fit every window in your home.



PVC Colonial with Rosette



PVC Colonial, Mitered Corner



PVC Roman



Pine Colonial | 2 1/8" + 3 1/8"



Oak Colonial | 2 1/8" + 3 1/8"





Shown with 1 3/16" with Sill Brickmold  
KLEINBURG, ONTARIO

### BRICKMOLD

Select from a variety of brickmolds, the aesthetic boundary between the brick and window frame.



3/4" J Brickmold



1 3/16" Brickmold



1 3/16" Contour Brickmold



1 1/2" Brickmold



1 7/8" Brickmold



Cap Brickmold | 1 3/4" + 2"




3 15/16" Brickmold



Sill Brickmold



Shown with nailing fin



## BILT FOR YOU.

Vinylbilt windows are available **exclusively** through a network of certified, factory-trained Vinylbilt dealers who will help you select the window that's best for you.

VINYL BILT . C O M

