

Townships Collection®



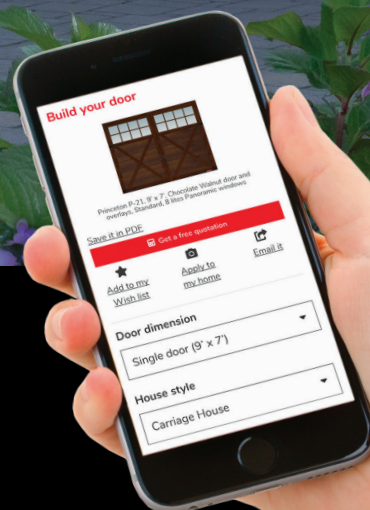
GARAGA®

Every detail guaranteed™



Build your garage door

Visualize your home with a new garage door. Visit garaga.com/designcentre or scan the QR code.



Townships Collection^(R)
 Give your home a rich, warm style...



Eastman E-21, 9' x 8', Moka Brown door and Ice White overlays, 8 lite Panoramic windows



Princeton P-22, 9' x 7', Ice White doors and overlays, Arch Overlays with Clear Panoramic windows

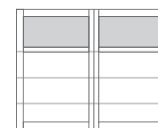


Princeton P-13, 9' x 7', Ice White doors and overlays, 8 lite Panoramic windows

TRADITIONAL STYLE OVERLAY LAYOUTS

Princeton

9' x 7'



Princeton P-11




Princeton P-12

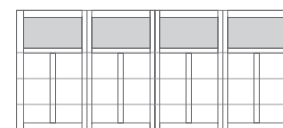


Princeton P-13

16' x 7'



Princeton P-11



Princeton P-12

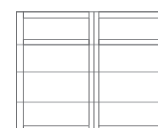


Princeton P-13

The Princeton is only manufactured with a 30" high Panoramic section.

Eastman

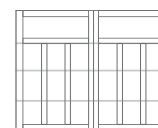
9' x 7'



Eastman E-11

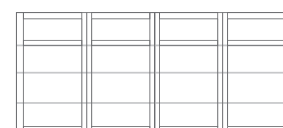


Eastman E-12



Eastman E-13

16' x 7'



Eastman E-11



Eastman E-12




Eastman E-13

The top section of the Eastman can have a 24" high Panoramic section, regular windows, or no windows.

Cambridge

9' x 7'



Cambridge CM

16' x 7'



Cambridge CM

The section heights for the Cambridge are not identical. See page 15 for details.



Eastman E-11, 10' x 7', Desert Sand door and overlays, 8 lite Panoramic windows



Cambridge CM, 8'6" x 7', Chocolate Walnut doors and overlays



Eastman E-11, 16' x 8', Black door and overlays, 4 vertical lite Panoramic windows



Cambridge CM, 9' x 7', Ice White door and overlays, 4 lite Panoramic windows



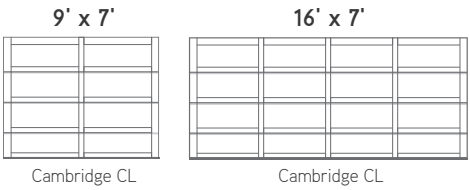
Princeton P-11, 9' x 7', Dark Sand doors and Ice White overlays, 8 lite Panoramic windows



Cambridge CL, 15' x 7', Chocolate Walnut door and overlays

CONTEMPORARY STYLE
OVERLAY LAYOUTS

Cambridge



The section heights for the Cambridge are not identical.
See page 15 for details.



Cambridge CL, 14' x 7', Ice White door and overlays, Clear Panoramic windows



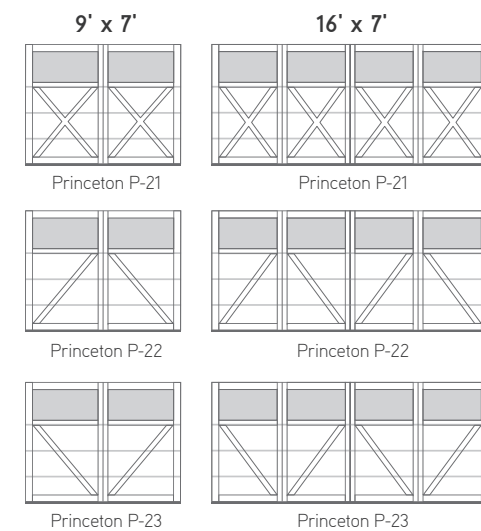
Cambridge CL, 9' x 8', Black doors and overlays



Princeton P-21, 18' x 7', Chocolate Walnut door and Ice White overlays, 4 vertical lite Panoramic windows

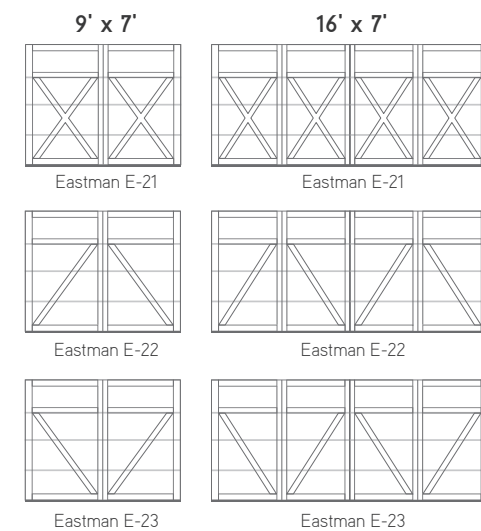
CARRIAGE HOUSE STYLE OVERLAY LAYOUTS

Princeton



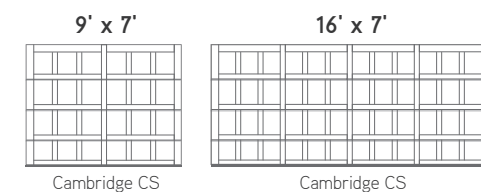
The Princeton is only manufactured with a 30" high Panoramic section.

Eastman



The top section of the Eastman can have a 24" high Panoramic section, regular windows, or no windows.

Cambridge



The section heights for the Cambridge are not identical. See page 15 for details.



Eastman E-22, 8' x 7', Dark Sand door and Desert Sand overlays, Arch Overlay with 4 vertical lite Panoramic windows



Princeton P-22, 9' x 7', Ice White doors and overlays, 8 lite Panoramic windows



Eastman E-23, 10' x 7', Evergreen door and Desert Sand overlays, 4 vertical lite Panoramic windows



Princeton P-23, 8' x 7', Desert Sand doors and overlays, 8 lite Panoramic windows



Eastman E-21, 8' x 7', Claystone doors and Ice White overlays, 8 lite Panoramic windows



Cambridge CS, 10' x 7', Ice White door and overlays, Clear Panoramic windows

A bit more technical...



STEEL | THICKNESS: 2 3/8" | POLYURETHANE, R-16

Check out the Traditional, Contemporary and Carriage house style pages to see the different configurations available for the Princeton, Eastman and Cambridge models.

ARCH OVERLAY¹

Available for Princeton and Eastman
Always installed in the top section and only available with Panoramic windows or without windows



Clear Panoramic without grids



4 vertical lites Panoramic



8 lites Panoramic



Without windows²

DECORATIVE HARDWARE³

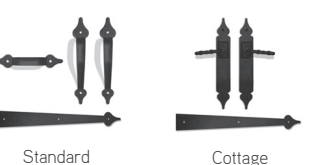
Handmade wrought Iron texture



Lis

Door knockers

Slightly bumpy texture



Standard

Cottage

PANEL COLORS

Standard




Ice White




Desert Sand



Claystone



Dark Sand



Moka Brown

Premium⁴




Charcoal




Evergreen



Black



Chocolate Walnut



Iron Ore Walnut



OVERLAY COLORS




Ice White



Desert Sand



Claystone



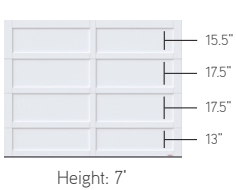
Chocolate Walnut



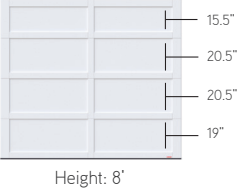
Black

IMPORTANT – CAMBRIDGE LAYOUTS

Due to the architecture, section heights are not identical.



Height: 7'



Height: 8'

¹ Arch Overlay is not available in Chocolate Walnut and Iron Ore Walnut

² "Without windows" option is not available for Princeton

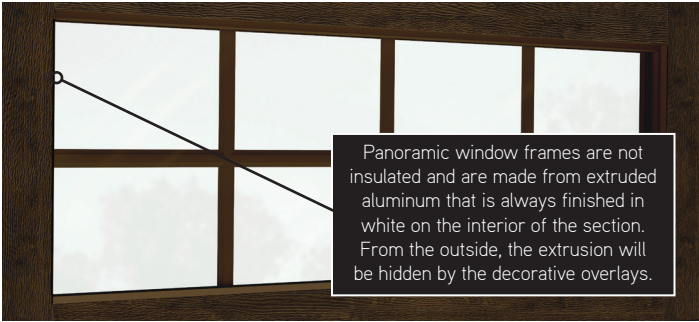
³ Available for Princeton and Eastman

⁴ Visit garaga.com/premiumcolors to learn more about Garaga's Premium Colors

WINDOWS

Panoramic, Orion and Types of Glass windows can only be installed in the top section.


Panoramic




The squares widths vary depending on the design and size of the chosen door. Note that no matter what door color you choose, the inside of the Panoramic section is always White.



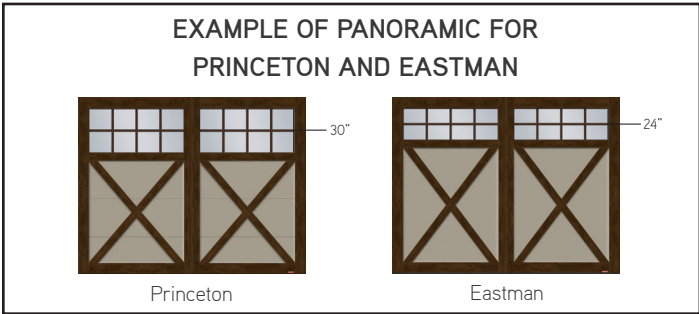
Without grids (with Clear, Sandblasted or Pinhead)



4 vertical lites (with Clear or Sandblasted glass)



8 lites¹ (with Clear or Sandblasted glass)



SIZES

Widths from 8' to 18', in 1" increments. Heights in 3" increments: Eastman and Cambridge from 6'6" to 8', Princeton from 7' to 8'. See your garage door dealer for more details on oversized doors available.

WARRANTY

Door sections: limited lifetime	Decorative PVC moldings: 10 years (discoloration)
Windows: 10 years against seal defects	5 years (delamination)
1 year for thermal break	Weatherstripping: 1 year
Dura+ hardware: 2 years	

¹Not available for Cambridge CM and CS layouts
²Not available for Cambridge and Princeton layouts
³Clear 40" x 13" thermopane glass is also available with the Low-E Argon energy option.

Orion (40" x 13")²



4 vertical lites



8 lites

Types of glass (40" x 13")²

Privacy Level: X/5




Clear³




Sandblasted




Glue Chip



Pinhead



Screen



Chinchilla



Soft



Fluid

COORDINATES WITH
Novatech®

Garaga is proud to collaborate with the entry door manufacturer Novatech so we can offer products that go together perfectly.

See what coordinates with our garage doors and window, visit garaga.com/novatech or scan the QR code.

GARAGA CONSTRUCTION MAKES ALL THE DIFFERENCE

3 layers, polyurethane insulation

- 1 Polyurethane insulation** acts as a thermal break to prevent transfer of cold or heat
- 2 InterLok™ joints** block air infiltration for superior thermal insulation
- 3 Wood end blocks** are one of the most effective thermal breaks

In garage door comparison tests, Garaga wins hands down. Watch our 45-second videos at garaga.com/lab

To save energy, all components of a garage door must be taken into consideration (joints between sections, weatherstripping, end blocks, etc.) and not just its thermal resistance R-value as that only refers to the construction of the sections.

IN-GARAGE DELIVERY READY
with a reliable Garaga garage door!

Find out the must-haves and the steps to get started. Keep your online deliveries safe, visit garaga.com/ingaragedelivery or scan the QR code.

LiftMaster®

Quiet and reliable garage door openers

ELITE SERIES®



- Ultra quiet
- Belt or chain drive
- ¾ HP, AC or DC power
- Integrated camera for some models



- Ultra quiet
- Jackshaft
- DC power

PREMIUM SERIES®



- Quiet
- Belt or chain drive
- ½ HP, AC or DC power

myQ® Technology

Allows you to open or close your garage door from anywhere by using a smart device such as a watch, telephone, tablet or laptop.



Consult garaga.com/res-openers or scan the QR code to view all available openers and accessories.



Princeton P-23, 8' x 7', Chocolate Walnut doors and overlays, 8 lite Panoramic windows

Why have more than 3.6 million Garaga doors been installed since 1983?

SUPERIOR PERFORMANCE

Get a product that exceeds your expectations. Our garage doors, inspired by Canada's severe weather, are **energy efficient** as they are first and foremost weathertight. They are **strong** and constructed with long lasting components, rigorously selected to give a flawless finish, both up close and at a distance.

ONE OF THE LARGEST SELECTIONS IN THE INDUSTRY

With **thousands of possible combinations**, you are sure to find the garage door you are looking for. Select style, color and much more by visiting garaga.com/designcentre. There you can create and view online the perfect door to enhance your house and be assured you're making the best decision.

A DETAILED QUOTE FOR AN INFORMED CHOICE

All the options you want can be **quickly** calculated then presented to you in a **clear, illustrated quotation**. Once your garage door has been chosen, your quotation is automatically transmitted to our factory to be **precisely custom-crafted**.



info@garaga.com | garaga.com

US Head Office Canadian Head Office
1 844 918-2828 1 866 960-2828
Ponca City OK St-Georges QC



YOUR GARAGA DISTRIBUTOR



For all technical specifications for the Townships Collection and the latest updates, visit www.garaga.com. Garaga has established continuous improvement programs for all its products. As a result of this ongoing quest, technical specifications for various doors are subject to change without notice. The door colors and the windows shown are as exact as printing techniques will allow. Please request an actual color sample. Trademarks and registered trademarks of Garaga Inc. are denoted by TM, ® and © respectively. © Garaga Inc. 2020 - All rights reserved - Printed in Canada

95125/08/2020/XX

